

Chapter 6

Approximation algorithms

By Sarel Har-Peled, December 10, 2007^①

Version: 0.2

6.1 Greedy algorithms and approximation algorithms

A natural tendency in solving algorithmic problems is to locally do what seems to be the right thing. This is usually referred to as *greedy algorithms*. The problem is that usually these kind of algorithms do not really work. For example, consider the following optimization version of **Vertex Cover**:

Problem: **VertexCoverMin**

Instance: A graph G , and integer k .

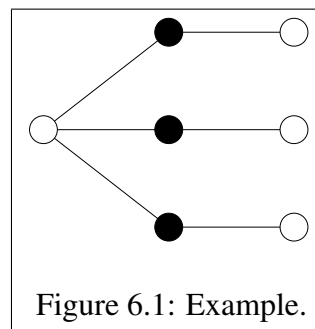
Output: Return the **smallest** subset $S \subseteq V(G)$, s.t. S touches all the edges of G .

For this problem, the greedy algorithm will always take the vertex with the highest degree (i.e., the one covering the largest number of vertices), add it to the cover set, remove it from the graph, and repeat. We will refer to this algorithm as **GreedyVertexCover**.

It is not too hard to see that this algorithm does not output the optimal vertex-cover. Indeed, consider the graph depicted on the right. Clearly, the optimal solution is the black vertices, but the greedy algorithm would pick the four white vertices.

This of course still leaves open the possibility that, while we do not get the optimal vertex cover, what we get is a vertex cover which is “relatively good” (or “good enough”).

Definition 6.1.1 A *minimization problem* is an optimization problem, where we look for a valid solution that minimizes a certain target function.



^①This work is licensed under the Creative Commons Attribution-Noncommercial 3.0 License. To view a copy of this license, visit <http://creativecommons.org/licenses/by-nc/3.0/> or send a letter to Creative Commons, 171 Second Street, Suite 300, San Francisco, California, 94105, USA.

Example 6.1.2 In the **VertexCoverMin** problem the (minimization) target function is the size of the cover. Formally $\text{Opt}(G) = \min_{S \subseteq V(G), S \text{ cover of } G} |S|$.

The $\text{VertexCover}(G)$ is just the set S realizing this minimum.

Definition 6.1.3 Let $\text{Opt}(G)$ denote the value of the target function for the optimal solution.

Intuitively, a vertex-cover of size “close” to the optimal solution would be considered to be good.

Definition 6.1.4 Algorithm **Alg** for a minimization problem **Min** achieves an approximation factor $\alpha \geq 1$ if for all inputs G , we have:

$$\frac{\text{Alg}(G)}{\text{Opt}(G)} \leq \alpha.$$

We will refer to **Alg** as an α -*approximation algorithm* for **Min**.

As a concrete example, an algorithm is a 2-approximation for **VertexCoverMin**, if it outputs a vertex-cover which is at most twice the size of the optimal solution for vertex cover.

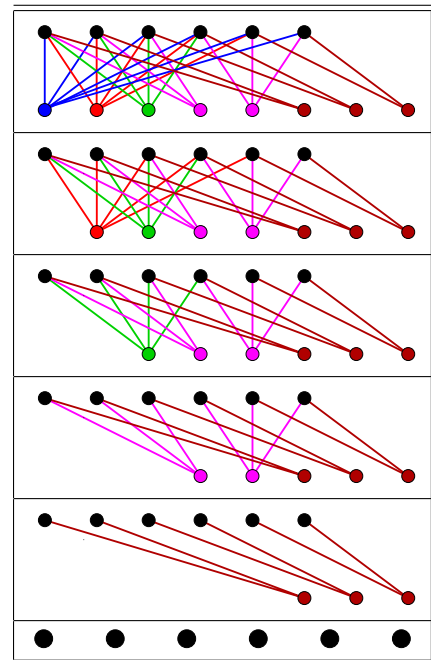
So, how good (or bad) is the **GreedyVertexCover** algorithm described above? Well, the graph in Figure 6.1 shows that the approximation factor of **GreedyVertexCover** is *at least* $4/3$.

It turns out that **GreedyVertexCover** performance is considerably worse. To this end, consider the following bipartite graph: $G_n = (L \cup R, E)$, where L is a set of n vertices. Next, for $i = 2, \dots, n$, we add a set R_i of $\lfloor n/i \rfloor$ vertices, to R , each one of them of degree i , such that all of them (i.e., all vertices of degree i at L) are connected to distinct vertices in R . The execution of **GreedyVertexCover** on such a graph is shown on the right.

Clearly, in G_n all the vertices in L have degree at most $n - 1$, since they are connected to (at most) one vertex of R_i , for $i = 2, \dots, n$. On the other hand, there is a vertex of degree n at R (i.e., the single vertex of R_n). Thus, **GreedyVertexCover** will first remove this vertex. We claim, that **GreedyVertexCover** will remove all the vertices of R_2, \dots, R_n and put them into the vertex-cover. To see that, observe that if R_2, \dots, R_i are still active, then all the nodes of R_i have degree i , all the vertices of L have degree at most $i - 1$, and all the vertices of R_2, \dots, R_{i-1} have degree strictly smaller than i . As such, the greedy algorithms will use the vertices of R_i . Easy induction now implies that all the vertices of R are going to be picked by **GreedyVertexCover**. This implies the following lemma.

Lemma 6.1.5 *The algorithm **GreedyVertexCover** is $\Omega(\log n)$ approximation to the optimal solution to **VertexCoverMin**.*

Proof: Consider the graph G_n above. The optimal solution is to pick all the vertices of L to the vertex cover, which results in a cover of size n . On the other hand, the greedy algorithm picks the



set R . We have that

$$|R| = \sum_{i=2}^n |R_i| = \sum_{i=2}^n \left\lfloor \frac{n}{i} \right\rfloor \geq \sum_{i=2}^n \left(\frac{n}{i} - 1 \right) \geq n \sum_{i=1}^n \frac{1}{i} - 2n = n(H_n - 2).$$

Here, $H_n = \sum_{i=1}^n 1/i = \lg n + \Theta(1)$ is the n th harmonic number. As such, the approximation ratio for **GreedyVertexCover** is $\geq \frac{|R|}{|L|} = \frac{n(H_n - 2)}{n} = \Omega(\log n)$. ■

Theorem 6.1.6 *The greedy algorithm for **VertexCover** achieves $\Theta(\log n)$ approximation, where n is the number of vertices in the graph. Its running time is $O(mn^2)$.*

Proof: The lower bound follows from Lemma 6.1.5. The upper bound follows from the analysis of the greedy of **Set Cover**, which will be done shortly.

As for the running time, each iteration of the algorithm takes $O(mn)$ time, and there are at most n iterations. ■

6.1.1 Alternative algorithm – two for the price of one

One can still do much better than the greedy algorithm in this case. In particular, let **ApproxVertexCover** be the algorithm that chooses an edge from G , add both endpoints to the vertex cover, and removes the two vertices (and all the edges adjacent to these two vertices) from G . This process is repeated till G has no edges. Clearly, the resulting set of vertices is a vertex-cover, since the algorithm removes an edge only if it is being covered by the generated cover.

Theorem 6.1.7 **ApproxVertexCover** is a 2-approximation algorithm for **VertexCoverMin**.

Proof: Every edge picked by the algorithm contains at least one vertex of the optimal solution. As such, the cover generated is at most twice larger than the optimal. ■

6.2 Traveling Salesman Person

We remind the reader that the optimization variant of the TSP problem is the following.

Problem: TSP-Min

Instance: $G = (V, E)$ a complete graph, and $\omega(e)$ a cost function defined over the edges of G .

Output: The cheapest tour that visits all the vertices of G exactly once.

Theorem 6.2.1 **TSP-Min** can not be approximated within **any** factor unless $NP = P$.

Proof: Consider the reduction from **Hamiltonian Cycle** into **TSP**. Given a graph G , which is the input for the Hamiltonian cycle, we transform it into an instance of **TSP-Min**. Specifically, we set the weight of every edge to 1 if it was present in the instance of the Hamiltonian cycle, and 2 otherwise. In the resulting complete graph, if there is a tour price n then there is a Hamiltonian

cycle in the original graph. If on the other hand, there was no cycle in G then the cheapest TSP is of price $n + 1$.

Instead of 2, let us assign the missing edges in H a weight of cn , for c an arbitrary number. Let H denote the resulting graph. Clearly, if G does not contain any Hamiltonian cycle in the original graph, then the price of the **TSP-Min** in H is at least $cn + 1$.

Note, that the prices of tours of H are either (i) equal to n if there is a Hamiltonian cycle in G , or (ii) larger than $cn + 1$ if there is no Hamiltonian cycle in G . As such, if one can do a c -approximation, in polynomial time, to **TSP-Min**, then using it on H would yield a tour of price $\leq cn$ if a tour of price n exists. But a tour of price $\leq cn$ exists iff G has a Hamiltonian cycle.

Namely, such an approximation algorithm would solve a **NP-COMplete** problem (i.e., **Hamiltonian Cycle**) in polynomial time. ■

Note, that Theorem 6.2.1 implies that **TSP-Min** can not be approximated to within any factor. However, once we add some assumptions to the problem, it becomes much more manageable (at least as far as approximation).

What the above reduction did, was to take a problem and reduce it into an instance where this is a huge gap, between the optimal solution, and the second cheapest solution. Next, we argued that if had an approximation algorithm that has ratio better than the ratio between the two endpoints of this empty interval, then the approximation algorithm, would in polynomial time would be able to decide if there is an optimal solution.

6.2.1 TSP with the triangle inequality

6.2.1.1 A 2-approximation

Consider the following special case of **TSP**:

Problem: **TSP _{$\Delta \neq$} -Min**

Instance: $G = (V, E)$ is a complete graph. There is also a cost function $\omega(\cdot)$ defined over the edges of G , that complies with the triangle inequality.
Question: The cheapest tour that visits all the vertices of G exactly once.

We remind the reader that the *triangle inequality* holds for $\omega(\cdot)$ if

$$\forall u, v, w \in V(G), \quad \omega(u, v) \leq \omega(u, w) + \omega(w, v).$$

The triangle inequality implies that if we have a path σ in G , that starts at s and ends at t , then $\omega(st) \leq \omega(\sigma)$. Namely, *shortcutting*, that is going directly from s to t , is always beneficial if the triangle inequality holds (assuming that we do not have any reason to visit the other vertices of σ).

We need the following classical result:

Lemma 6.2.2 *A graph G has a cycle that visits every edge of G exactly once (i.e., an Eulerian cycle) if and only if G is connected, and all the vertices have even degree. Such a cycle can be computed in $O(n + m)$ time, where n and m are the number of vertices and edges of G , respectively.*

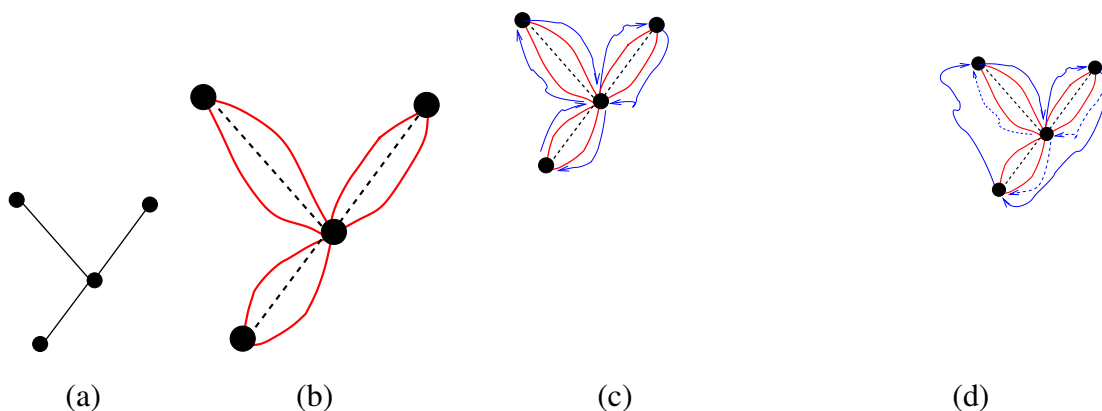


Figure 6.2: The TSP approximation algorithm: (a) the input, (b) the duplicated graph, (c) the extracted Eulerian tour, and (d) the resulting shortcut path.

Our purpose is to come up with a 2-approximation algorithm for $TSP_{\Delta \neq} - Min$. To this end, let C_{opt} denote the optimal TSP tour in G . Observe that C_{opt} is a spanning graph of G , and as such we have that

$$\omega(C_{opt}) \geq \text{weight}(\text{cheapest spanning graph of } G)$$

But the cheapest spanning graph of G , is the minimum spanning tree (MST) of G , and as such $\omega(C_{opt}) \geq \omega(MST(G))$. The MST can be computed in $O(n \log n + m) = O(n^2)$ time, where n is the number of vertices of G , and $m = \binom{n}{2}$ is the number of edges (since G is the complete graph). Let T denote the MST of G , and convert T into a tour by duplicating every edge twice. Let H denote the new graph. We have that H is a connected graph, every vertex of H has even degree, and as such H has an Eulerian tour (i.e., a tour that visits every edge of H exactly once).

As such, let C denote the Eulerian cycle in H . Observe that

$$\omega(C) = \omega(H) = 2\omega(T) = 2\omega(MST(G)) \leq 2\omega(C_{opt}).$$

Next, we traverse C starting from any vertex $v \in V(C)$. As we traverse C , we skip vertices that we already visited, and in particular, the new tour we extract from C will visit the vertices of $V(G)$ in the order they first appear in C . Let π denote the new tour of G . Clearly, since we are performing shortcutting, and the triangle inequality holds, we have that $\omega(\pi) \leq \omega(C)$. The resulting algorithm is depicted in Figure 6.2.

It is easy to verify, that all the steps of our algorithm can be done in polynomial time. As such, we have the following result.

Theorem 6.2.3 *Given an instance of TSP with the triangle inequality ($TSP_{\Delta \neq} - Min$) (namely, a graph G with n vertices and $\binom{n}{2}$ edges, and a cost function $\omega(\cdot)$ on the edges that comply with the triangle inequality), one can compute a tour of G of length $\leq 2\omega(C_{opt})$, where C_{opt} is the minimum cost TSP tour of G . The running time of the algorithm is $O(n^2)$.*

6.2.1.2 A 3/2-approximation to $\text{TSP}_{\Delta \neq} \text{-Min}$

Let us revisit the concept of matchings.

Definition 6.2.4 Given a graph $G = (V, E)$, a subset $M \subseteq E$ is a **matching** if no pair of edges of M share endpoints. A **perfect matching** is a matching that covers all the vertices of G . Given a weight function w on the edges, a **min-weight perfect matching**, is the minimum weight matching among all perfect matching, where

$$\omega(M) = \sum_{e \in M} \omega(e).$$

The following is a known result, and we will see a somewhat weaker version of it in class.

Theorem 6.2.5 Given a graph G and weights on the edges, one can compute the min-weight perfect matching of G in polynomial time.

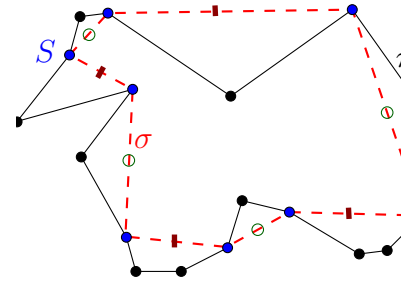
Definition 6.2.6 Let G be complete graph over V , with a weight function $\omega(\cdot)$ defined over the edges, that comply with the triangle inequality. For a subset $S \subseteq V$, let G_S be the induced subgraph over S . Namely, it is a complete graph over S , with the prices over the edges determined by $\omega(\cdot)$.

Lemma 6.2.7 Let $G = (V, E)$ be a complete graph, S a subset of the vertices of V of even size, and $\omega(\cdot)$ a weight function over the edges. Then, the weight of the min-weight perfect matching in G_S is $\leq \omega(\text{TSP}(G))/2$.

Proof: Let π be the cycle realizing the TSP in G . Let σ be the cycle resulting from shortcutting π so that it uses only the vertices of S . Clearly, $\omega(\sigma) \leq \omega(\pi)$. Now, let M_e and M_o be the sets of even and odd edges of σ respectively. Clearly, both M_o and M_e are perfect matching in G_S , and

$$\omega(M_o) + \omega(M_e) = \omega(\sigma).$$

We conclude, that $\min(w(M_o), w(M_e)) \leq \omega(\text{TSP}(G))/2$. ■



We now have a creature that has the weight of half of the TSP, and we can compute it in polynomial time. How to use it to approximate the TSP? The idea is that we can make the MST of G into an Eulerian graph by being more careful. To this end, consider the tree on the right. Clearly, it is almost Eulerian, except for these pesky odd degree vertices. Indeed, if all the vertices of the spanning tree had even degree, then the graph would be Eulerian (see Lemma 6.2.2).



In particular, in the depicted tree, the “problematic” vertices are 1, 4, 2, 7, since they are all the odd degree vertices in the MST T .

Lemma 6.2.8 *The number of odd degree vertices in any graph G' is even.*

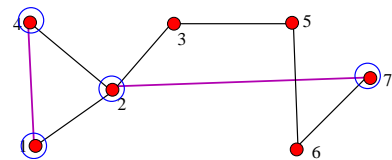
Proof: Observe that $\mu = \sum_{v \in V(G')} d(v) = 2|E(G')|$, where $d(v)$ denotes the degree of v . Let $U = \sum_{v \in V(G'), d(v) \text{ is even}} d(v)$, and observe that U is even as it is the sum of even numbers.

Thus, ignoring vertices of even degree, we have

$$\alpha = \sum_{v \in V, d(v) \text{ is odd}} d(v) = \mu - U = \text{even number},$$

since μ and U are both even. Thus, the number of elements in the above sum of all odd numbers must be even, since the total sum is even. ■

So, we have an even number of problematic vertices in T . The idea now is to compute a minimum-weight perfect matching M on the problematic vertices, and add the edges of the matching to the tree. The resulting graph, for our running example, is depicted on the right. Let $H = (V, E(M) \cup E(T))$ denote this graph, which is the result of adding M to T .



We observe that H is Eulerian, as all the vertices now have even degree, and the graph is connected. We also have

$$\omega(H) = \omega(\text{MST}(G)) + \omega(M) \leq \omega(\text{TSP}(G)) + \omega(\text{TSP}(G))/2 = (3/2)\omega(\text{TSP}(G)),$$

by Lemma 6.2.7. Now, H is Eulerian, and one can compute the Euler cycle for H , shortcut it, and get a tour of the vertices of G of weight $\leq (3/2)\omega(\text{TSP}(G))$.

Theorem 6.2.9 *Given an instance of TSP with the triangle inequality, one can compute in polynomial time, a $(3/2)$ -approximation to the optimal TSP.*